

TOSHIBA INSULATED GATE BIPOLAR TRANSISTOR SILICON N CHANNEL TYPE

GT20D101

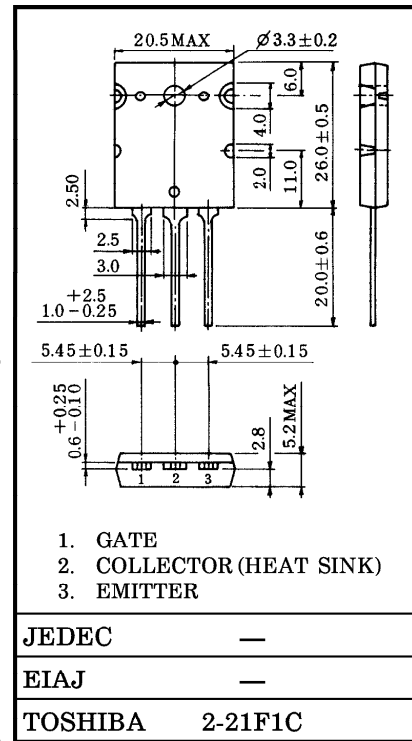
HIGH POWER AMPLIFIER APPLICATION

Unit in mm

- High Breakdown Voltage : $V_{CES} = 250V$ (Min.)
- High Forward Transfer Admittance : $|Y_{fe}| = 10S$ (Typ.)
- Complementary to GT20D201
- Enhancement-Mode

MAXIMUM RATINGS ($T_a = 25^\circ C$)

CARACTERISTICS	SYMBOL	RATINGS	UNIT
Collector-Emitter Voltage	V_{CES}	250	V
Gate-Emitter Voltage	V_{GES}	± 20	V
Collector Current	I_C	20	A
Latch Up Current	I_L	60	A
Collector Power Dissipation ($T_c = 25^\circ C$)	P_C	180	W
Junction Temperature	T_j	150	$^\circ C$
Storage Temperature Range	T_{stg}	$-55 \sim 150$	$^\circ C$



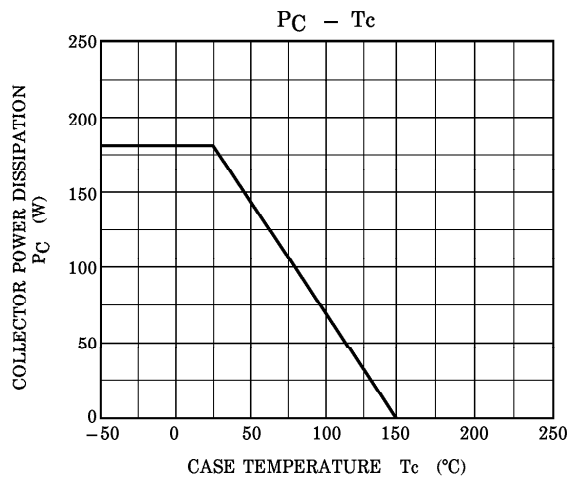
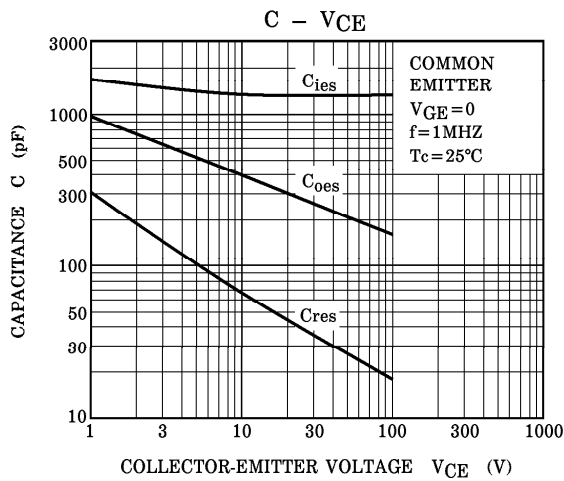
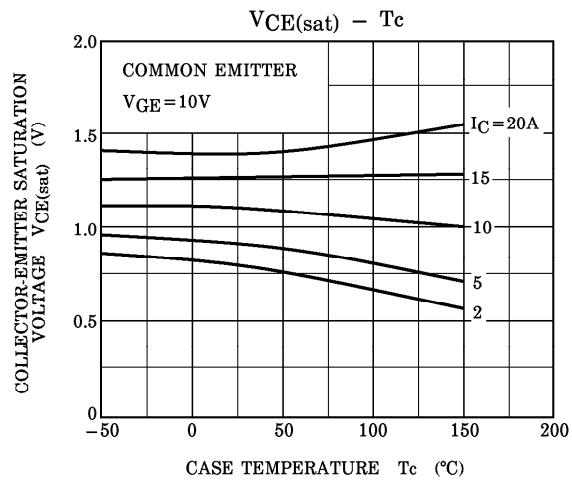
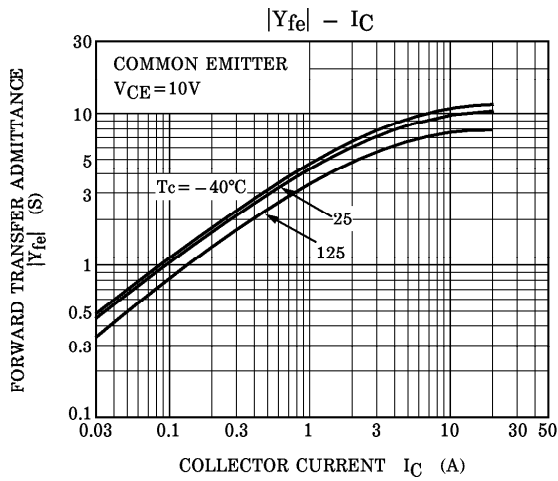
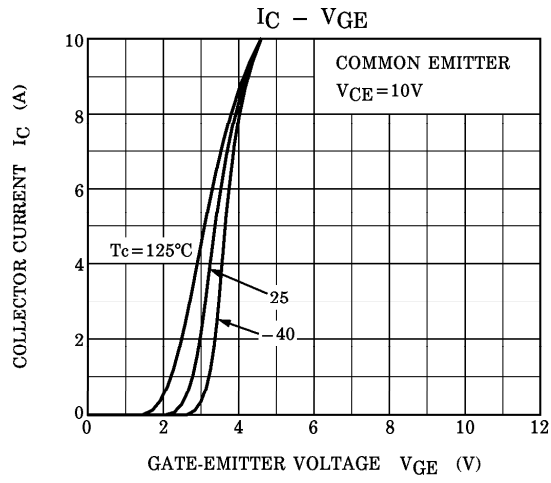
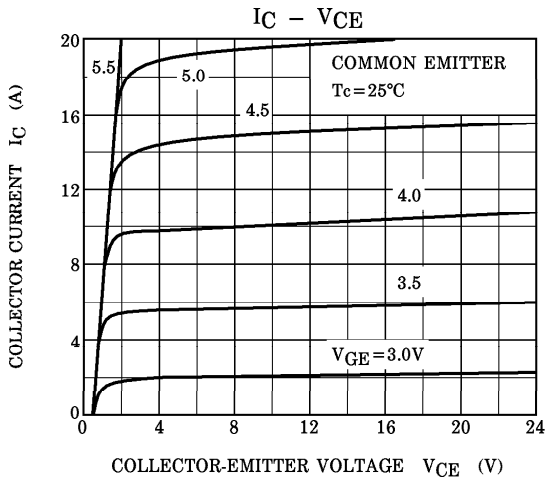
Weight : 9.75g

ELECTRICAL CHARACTERISTICS ($T_a = 25^\circ C$)

CARACTERISTICS	SYMBOL	TEST CONDITION	MIN.	TYP.	MAX.	UNIT
Collector Cut-off Current	I_{CES}	$V_{CE} = 250V, V_{GE} = 0$	—	—	50	μA
Gate Leakage Current	I_{GES}	$V_{GE} = \pm 20V, V_{CE} = 0$	—	—	± 10	μA
Collector-Emitter Saturation Voltage	$V_{CE} (sat)$	$I_C = 15A, V_{GE} = 10V$	—	1.5	3.0	V
Gate-Emitter Cut-off Voltage	$V_{GE} (OFF)$	$V_{CE} = 10V, I_C = 100mA$	1.4	—	3.2	V
Forward Transfer Admittance	$ Y_{fe} $	$V_{CE} = 10V, I_C = 1A$	—	3	—	S
	$ Y_{fe} $	$V_{CE} = 10V, I_C = 10A$	—	10	—	
Input Capacitance	C_{ies}	$V_{CE} = 10V, I_E = 0$ $f = 1MHz$	—	1400	—	pF
Output Capacitance	C_{oes}	$V_{CE} = 10V, I_E = 0$ $f = 1MHz$	—	400	—	pF
Reverse Transfer Capacitance	C_{res}	$V_{CE} = 10V, I_E = 0$ $f = 1MHz$	—	65	—	pF

961001EAA2

● TOSHIBA is continually working to improve the quality and the reliability of its products. Nevertheless, semiconductor devices in general can malfunction or fail due to their inherent electrical sensitivity and vulnerability to physical stress. It is the responsibility of the buyer, when utilizing TOSHIBA products, to observe standards of safety, and to avoid situations in which a malfunction or failure of a TOSHIBA product could cause loss of human life, bodily injury or damage to property. In developing your designs, please ensure that TOSHIBA products are used within specified operating ranges as set forth in the most recent products specifications. Also, please keep in mind the precautions and conditions set forth in the TOSHIBA Semiconductor Reliability Handbook.



961001EAA2'

● The information contained herein is presented only as a guide for the applications of our products. No responsibility is assumed by TOSHIBA CORPORATION for any infringements of intellectual property or other rights of the third parties which may result from its use. No license is granted by implication or otherwise under any intellectual property or other rights of TOSHIBA CORPORATION or others.
● The information contained herein is subject to change without notice.

